

Signify Classified - Internal
Cooper Lighting Solutions Photometric Lab
1121 Highway 74 South
Peachtree City, GA 30269



Scaled data based on original data using
LM-79-08 Approved Method: Electrical and Photometric Measurements of Solid-
State Lighting Products

Test Report Prepared for
Cooper Lighting Solutions
(formerly Eaton)

Brand: STREETWORKS

Report Number: P879648

Luminaire Tested: **MEM2-HSN-VA-130-750-U-RW**

Issue Date: 10/01/2024



Test Information

Test Method: LM-79-08
Report Number: P879648
Test Lab: INNOVATION CENTER(G3)
Issue Date: 10/01/2024
Manufacturer: COOPER LIGHTING SOLUTIONS (FORMERLY EATON)
Product Line: STREETWORKS
Catalog Number: MEM2-HSN-VA-130-750-U-RW
Description: EPIC MODERN SHORT HOUSING 130W 70CRI 5000K VISUAL COMFORT FIXTURE
w/ RECTANGULAR WIDE DISTRIBUTION OPTIC
Light Source: (1) 5000K CCT, 70 CRI LEDS
Ballast/Driver: ELECTRONIC DRIVER

Summary

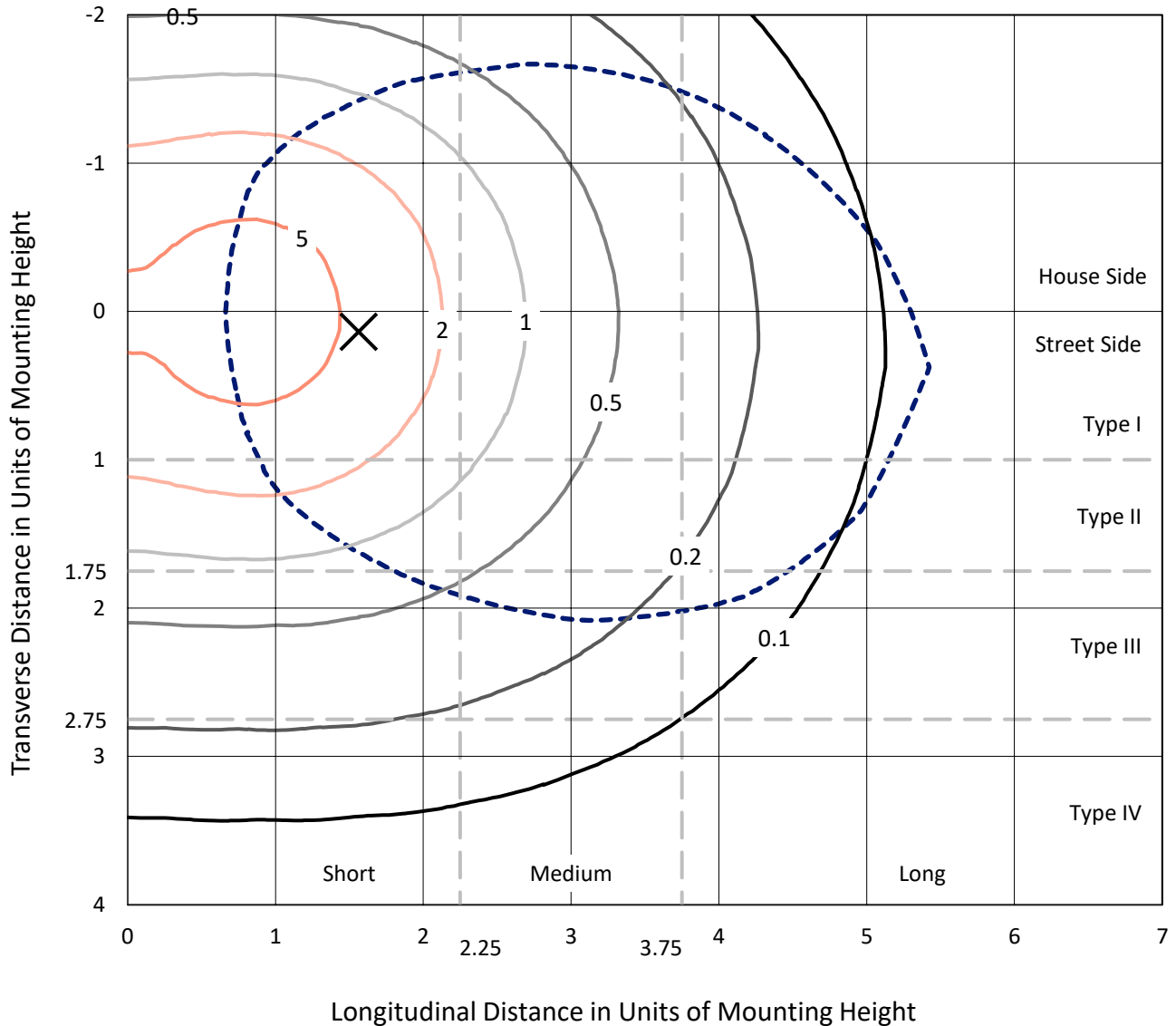
Lumens per Lamp: N/A
Luminaire Lumens: 14509.1 lumens
Efficiency: N/A
Efficacy: 111.6 lumens/watt
Luminous Opening: Circular (Dia: 1.12' x H: 0')
IES Classification: Type III - Short
BUG Rating: B4 - U0 - G4

Input Watts (W): 130
Input Voltage (V): 120
Input Current (Ain): NR
Voltage Rise (V): NR
Power Factor: 0.995
Total Harmonic Distortion (THDi): 8.1%
Frequency (hertz): 60
Stabilization Time: NR
Operation Time: NR
Ambient Temperature (°C): NR
Test Distance: 24 FT

REPORT NUMBER: P879648
 CATALOG NUMBER: MEM2-HSN-VA-130-750-U-RW

Iso-Footcandle Lines of Horizontal Illumination

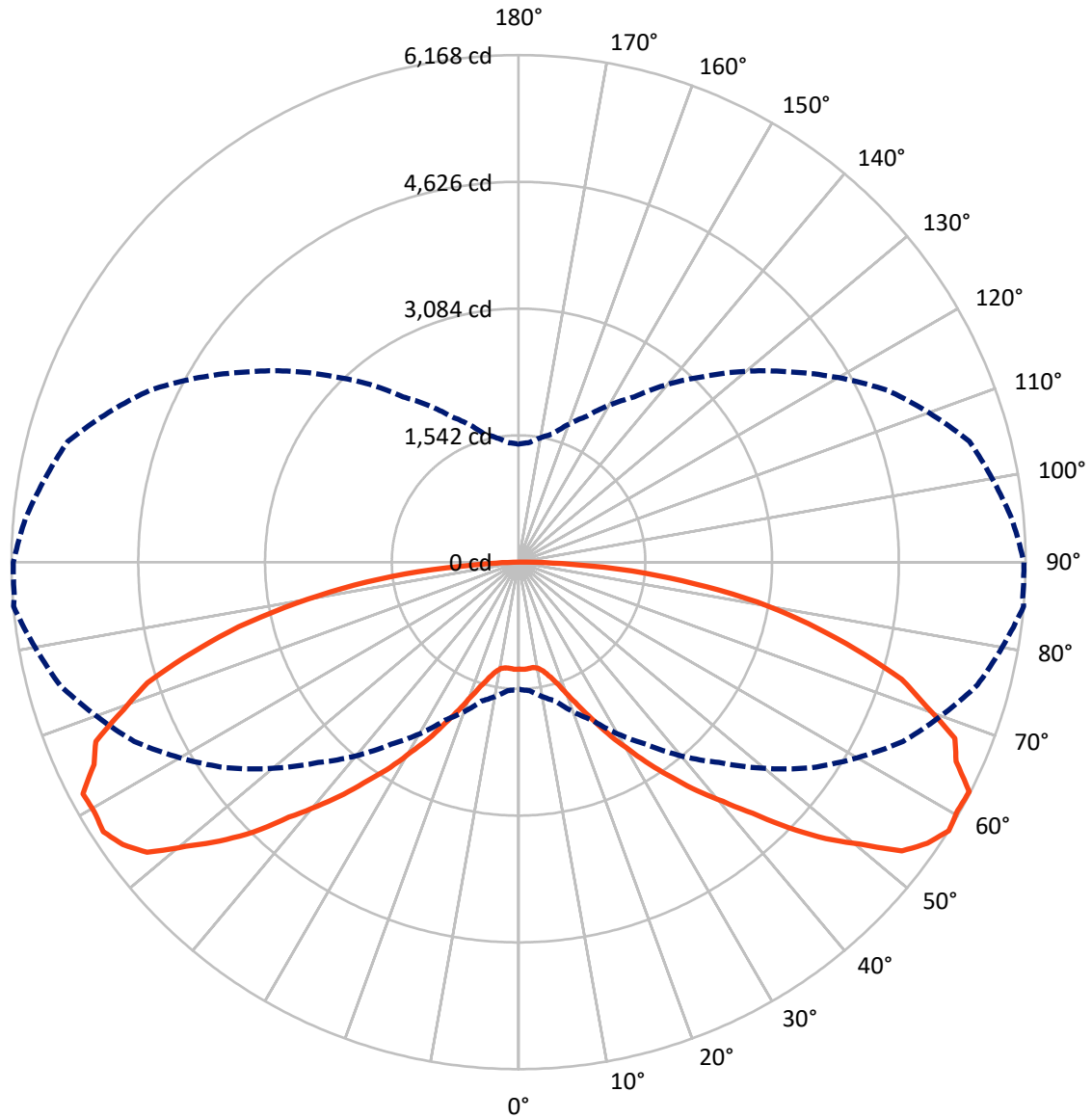
✕ Max cd
 - - - 1/2 Max cd



Based on 15 foot mounting height. Maximum calculated value = 7.9 fc
 Type III - Short - N/A

REPORT NUMBER: P879648
CATALOG NUMBER: MEM2-HSN-VA-130-750-U-RW

Luminous Intensity Polar Plot



— Vertical Plane Through 85-Deg Lateral - - - Horizontal Cone Through 57.5-Deg Vertical

REPORT NUMBER: P879648
 CATALOG NUMBER: MEM2-HSN-VA-130-750-U-RW

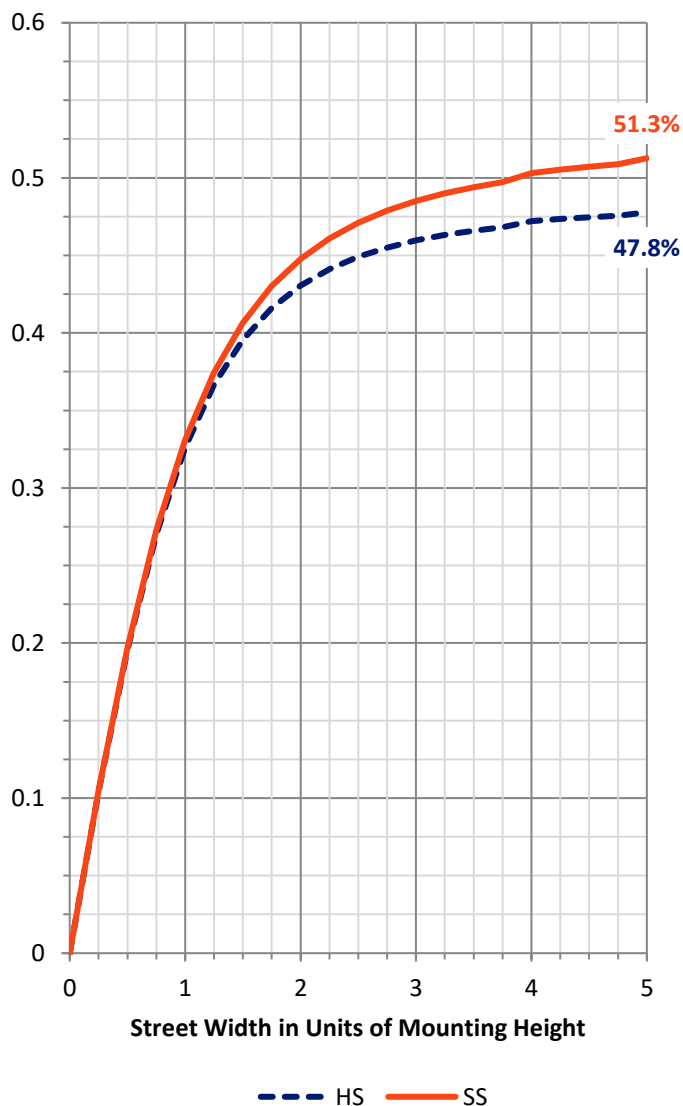
FLUX DISTRIBUTION:

		Downward	Upward	Total
House Side	Lumens	6960.1	0.0	6960.1
	% Fixture	48.0	0.0	48.0
Street Side	Lumens	7549.0	0.0	7549.0
	% Fixture	52.0	0.0	52.0
Total	Lumens	14509.1	0.0	14509.1
	% Fixture	100.0	0.0	100.0

Coefficient of Utilization

ZONAL LUMENS:

Zone	Lumens	% Fixture
0°-10°	123.5	0.9
10°-20°	389.8	2.7
20°-30°	795.6	5.5
30°-40°	1423.2	9.8
40°-50°	2280.5	15.7
50°-60°	3142.5	21.7
60°-70°	3255.3	22.4
70°-80°	2371.1	16.3
80°-90°	727.6	5.0
90°-100°	0.0	0.0
100°-110°	0.0	0.0
110°-120°	0.0	0.0
120°-130°	0.0	0.0
130°-140°	0.0	0.0
140°-150°	0.0	0.0
150°-160°	0.0	0.0
160°-170°	0.0	0.0
170°-180°	0.0	0.0
0°-90°	14509.1	100.0
0°-180°	14509.1	100.0



REPORT NUMBER: P879648

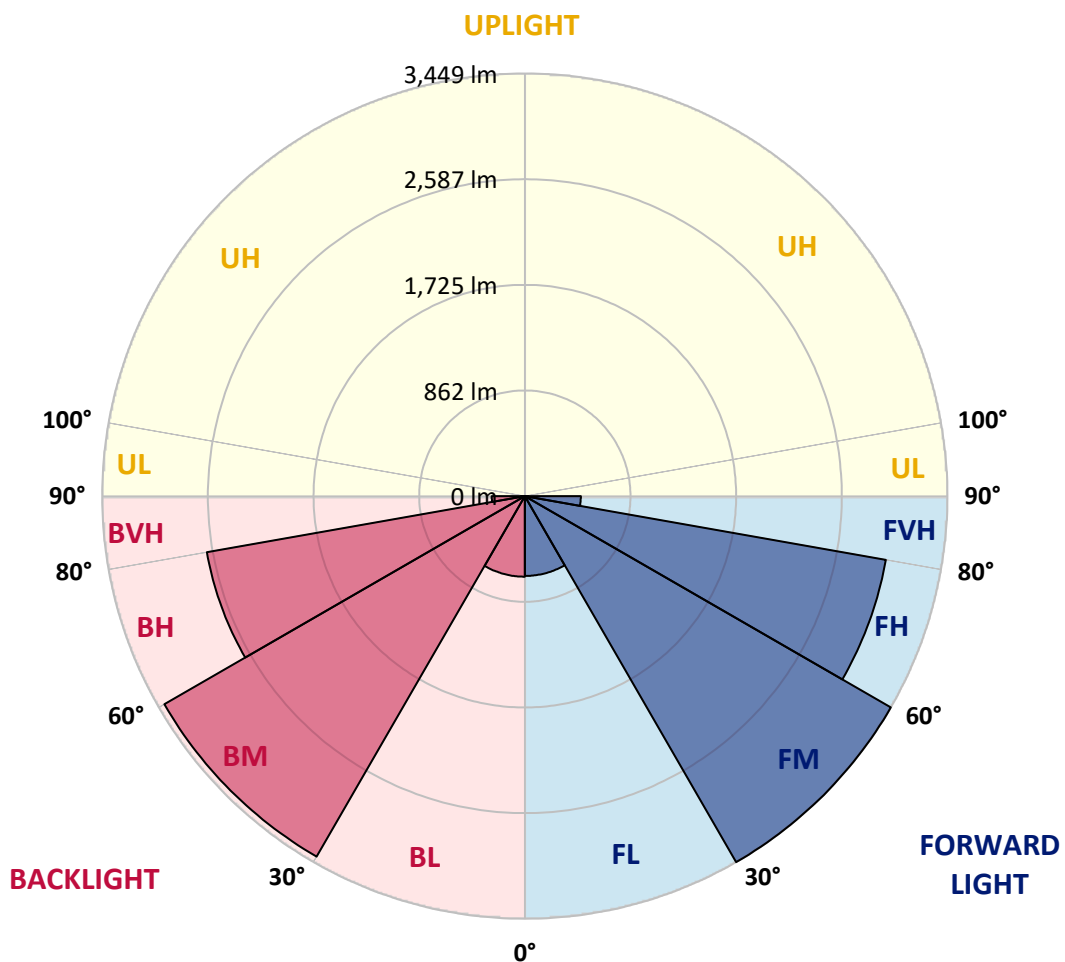
CATALOG NUMBER: MEM2-HSN-VA-130-750-U-RW

LUMINAIRE CLASSIFICATION SYSTEM LUMEN TABLE AND BUG RATING:

Zone	Lumens	% Fixture	Zone Rating/Lumen Limit		
			B	U	G
FL (0°-30°)	651.3	4.5			
FM (30°-60°)	3449.0	23.8			
FH (60°-80°)	2991.7	20.6			G2/5000
FVH (80°-90°)	457.0	3.2			G3/500
BL (0°-30°)	657.6	4.5	B2/1000		
BM (30°-60°)	3397.1	23.4	B3/5000		
BH (60°-80°)	2634.8	18.2	B4/5000		G4/5000
BVH (80°-90°)	270.6	1.9			G3/500
UL (90°-100°)	0.0	0.0		U0/0	
UH (100°-180°)	0.0	0.0		U0/0	

BUG Rating: B4-U0-G4

Type III Short





REPORT NUMBER: P879648

CATALOG NUMBER: MEM2-HSN-VA-130-750-U-RW

CANDELA DISTRIBUTION (FULL):

	0°	5°	15°	25°	35°	45°	55°	65°	75°	85°	86°
0°	1300.6	1300.6	1300.6	1300.6	1300.6	1300.6	1300.6	1300.6	1300.6	1300.6	1300.6
2.5°	1301.6	1301.6	1304.7	1306.7	1308.8	1308.8	1309.8	1308.8	1307.7	1306.7	1306.7
5°	1305.7	1305.7	1310.8	1313.9	1313.9	1311.8	1309.8	1305.7	1302.6	1298.5	1298.5
7.5°	1300.6	1299.6	1301.6	1300.6	1299.6	1298.5	1296.5	1294.5	1293.4	1294.5	1294.5
10°	1281.2	1281.2	1281.2	1282.2	1286.3	1292.4	1297.5	1303.7	1308.8	1312.8	1311.8
12.5°	1265.8	1266.9	1269.9	1278.1	1288.3	1301.6	1319.0	1337.4	1352.7	1363.9	1362.9
15°	1254.6	1257.7	1266.9	1283.2	1305.7	1334.3	1368.0	1406.8	1436.5	1450.8	1451.8
17.5°	1255.6	1259.7	1276.1	1300.6	1335.3	1386.4	1442.6	1504.9	1554.0	1568.3	1570.3
20°	1257.7	1260.7	1283.2	1325.1	1384.4	1454.9	1538.6	1624.5	1691.9	1730.7	1732.8
22.5°	1264.8	1266.9	1295.5	1352.7	1435.4	1546.8	1658.2	1778.7	1872.7	1919.7	1938.1
25°	1268.9	1272.0	1312.8	1393.6	1504.9	1653.1	1801.2	1959.6	2080.1	2145.5	2155.7
27.5°	1277.1	1284.2	1333.3	1436.5	1587.7	1777.7	1982.0	2158.8	2321.2	2400.9	2389.7
30°	1294.5	1302.6	1365.0	1489.6	1678.6	1922.8	2149.6	2387.6	2555.2	2648.2	2659.4
32.5°	1313.9	1323.1	1396.6	1548.9	1775.7	2050.5	2342.7	2603.2	2827.0	2936.3	2938.3
35°	1346.6	1356.8	1444.6	1613.2	1875.8	2184.3	2541.9	2844.3	3084.4	3219.3	3234.6
37.5°	1360.9	1371.1	1475.3	1690.9	1972.8	2351.9	2729.9	3078.3	3381.7	3529.9	3542.1
40°	1404.8	1419.1	1520.2	1740.9	2089.3	2493.9	2921.0	3346.0	3669.8	3827.2	3838.4
42.5°	1424.2	1442.6	1573.4	1813.5	2186.4	2631.8	3147.8	3635.1	3979.4	4176.6	4172.5
45°	1451.8	1467.1	1599.9	1894.2	2278.3	2820.8	3399.1	3944.7	4370.7	4611.8	4612.8
47.5°	1511.0	1530.5	1655.1	1954.5	2409.1	3007.8	3655.5	4259.3	4789.6	5025.6	5006.2
50°	1519.2	1543.7	1714.4	2024.9	2527.6	3152.9	3853.7	4551.5	5138.0	5391.3	5361.7
52.5°	1546.8	1565.2	1721.5	2085.2	2583.8	3255.0	4042.7	4807.0	5457.8	5837.8	5791.8
55°	1567.2	1592.8	1763.4	2105.7	2658.4	3406.2	4217.5	4994.9	5679.5	6036.0	6018.7
57.5°	1546.8	1570.3	1751.1	2121.0	2704.4	3448.1	4358.4	5159.4	5777.5	6167.8	6149.4
60°	1516.2	1537.6	1717.4	2096.5	2632.8	3437.9	4308.4	5173.7	5775.5	6137.2	6127.0
62.5°	1468.1	1492.7	1659.2	2026.0	2583.8	3333.7	4228.7	5128.8	5690.7	6152.5	6138.2
65°	1393.6	1409.9	1593.8	1920.7	2499.0	3216.2	4086.7	4915.3	5624.3	5847.0	5867.4
67.5°	1305.7	1319.0	1478.4	1803.2	2341.7	3065.0	3936.5	4778.3	5296.3	5724.4	5725.4
70°	1208.6	1221.9	1360.9	1676.6	2153.7	2856.6	3646.3	4416.7	5084.8	5264.7	5270.8
72.5°	1068.7	1087.1	1234.2	1505.9	1959.6	2581.8	3350.1	4071.4	4605.7	4870.3	4863.1
75°	938.9	953.2	1069.7	1320.0	1731.7	2284.5	3005.8	3660.6	4106.1	4232.8	4262.4
77.5°	790.8	806.1	912.4	1104.4	1463.0	1968.8	2546.0	3113.0	3492.1	3603.4	3654.5
80°	636.5	637.5	720.3	899.1	1173.9	1582.6	2053.6	2554.2	2799.4	2945.5	2955.7
82.5°	464.9	484.3	539.4	672.3	880.7	1183.1	1582.6	1944.2	2155.7	2157.8	2165.9
85°	307.5	316.7	355.5	435.2	580.3	803.0	1046.2	1255.6	1379.3	1380.3	1380.3
87.5°	151.2	157.3	176.7	209.4	275.9	391.3	485.3	592.6	632.4	520.0	529.2
90°	0.0	0.0	0.0	0.0	0.0	0.0	0.0	0.0	0.0	0.0	0.0



REPORT NUMBER: P879648

CATALOG NUMBER: MEM2-HSN-VA-130-750-U-RW

CANDELA DISTRIBUTION (continued):

	90°	95°	105°	115°	125°	135°	145°	155°	165°	175°	180°
0°	1300.6	1300.6	1300.6	1300.6	1300.6	1300.6	1300.6	1300.6	1300.6	1300.6	1300.6
2.5°	1306.7	1305.7	1304.7	1301.6	1298.5	1295.5	1292.4	1290.4	1288.3	1287.3	1288.3
5°	1296.5	1295.5	1291.4	1287.3	1284.2	1281.2	1278.1	1276.1	1275.0	1275.0	1275.0
7.5°	1295.5	1295.5	1294.5	1292.4	1290.4	1285.3	1277.1	1271.0	1266.9	1265.8	1264.8
10°	1312.8	1311.8	1314.9	1308.8	1301.6	1294.5	1281.2	1269.9	1260.7	1255.6	1254.6
12.5°	1367.0	1367.0	1369.0	1355.8	1338.4	1320.0	1298.5	1279.1	1264.8	1255.6	1254.6
15°	1461.0	1460.0	1451.8	1427.3	1394.6	1357.8	1324.1	1288.3	1262.8	1250.5	1249.5
17.5°	1570.3	1579.5	1569.3	1524.3	1471.2	1408.9	1351.7	1304.7	1271.0	1254.6	1252.6
20°	1741.9	1735.8	1710.3	1648.0	1572.3	1483.5	1404.8	1334.3	1289.3	1263.8	1260.7
22.5°	1941.2	1938.1	1896.2	1810.4	1700.1	1580.5	1469.2	1373.1	1309.8	1276.1	1273.0
25°	2161.9	2149.6	2091.4	1990.2	1851.3	1691.9	1544.8	1419.1	1333.3	1288.3	1281.2
27.5°	2412.2	2413.2	2339.6	2190.5	2018.8	1804.3	1631.6	1463.0	1357.8	1305.7	1295.5
30°	2667.6	2652.3	2576.7	2404.0	2177.2	1948.3	1708.2	1520.2	1398.7	1330.2	1322.0
32.5°	2959.8	2944.5	2808.6	2612.4	2348.8	2074.0	1793.0	1582.6	1422.2	1349.6	1340.4
35°	3235.6	3214.2	3097.7	2865.8	2540.9	2202.7	1899.3	1636.7	1474.3	1393.6	1380.3
37.5°	3567.7	3534.0	3362.3	3099.7	2752.4	2358.0	1989.2	1709.3	1517.2	1411.9	1396.6
40°	3867.0	3846.6	3649.4	3353.1	2938.3	2497.0	2082.2	1774.6	1538.6	1432.4	1420.1
42.5°	4223.6	4174.5	3966.1	3618.8	3149.8	2653.3	2211.9	1820.6	1595.8	1489.6	1470.2
45°	4676.2	4605.7	4345.2	3941.6	3357.2	2801.4	2317.1	1904.4	1644.9	1501.9	1479.4
47.5°	5067.5	4974.5	4728.3	4247.1	3624.9	2962.8	2372.3	1971.8	1654.1	1533.5	1512.1
50°	5413.8	5324.9	5052.2	4517.8	3818.0	3110.0	2477.5	1984.1	1700.1	1550.9	1523.3
52.5°	5813.3	5732.6	5420.0	4788.6	3986.6	3212.1	2536.8	2019.8	1692.9	1533.5	1512.1
55°	6037.0	5915.5	5593.6	4923.4	4027.4	3183.5	2528.6	2005.5	1668.4	1503.9	1481.4
57.5°	6146.4	6022.7	5677.4	4945.9	4031.5	3192.7	2452.0	1956.5	1613.2	1457.9	1436.5
60°	6110.6	5987.0	5654.9	4854.0	3969.2	3114.0	2392.7	1880.9	1547.8	1377.2	1354.7
62.5°	6101.4	6001.3	5610.0	4790.6	3878.3	2986.3	2298.8	1763.4	1442.6	1294.5	1275.0
65°	5835.8	5722.4	5358.7	4569.9	3701.5	2812.7	2134.3	1637.7	1335.3	1192.3	1174.9
67.5°	5711.1	5585.5	5085.9	4391.1	3477.8	2624.7	1916.7	1486.5	1206.6	1063.6	1042.1
70°	5235.0	5128.8	4782.4	3960.0	3138.6	2336.6	1760.3	1313.9	1052.3	928.7	910.3
72.5°	4878.5	4746.7	4272.6	3625.9	2809.6	2055.6	1512.1	1123.8	892.9	785.7	764.2
75°	4229.7	4117.3	3768.9	3091.6	2379.5	1750.1	1244.4	907.2	725.4	626.3	623.2
77.5°	3592.2	3493.1	3067.1	2571.5	1942.2	1376.2	962.4	701.9	538.4	467.9	454.6
80°	2877.0	2754.4	2447.9	1968.8	1483.5	988.0	676.3	467.9	364.7	307.5	301.4
82.5°	2104.6	2018.8	1765.4	1353.7	946.1	627.3	405.6	256.4	190.0	160.4	160.4
85°	1343.5	1234.2	988.0	701.9	414.8	232.9	110.3	71.5	50.1	48.0	52.1
87.5°	457.7	334.1	140.0	29.6	8.2	3.1	1.0	1.0	0.0	0.0	0.0
90°	0.0	0.0	0.0	0.0	0.0	0.0	0.0	0.0	0.0	0.0	0.0

Cooper Lighting Solutions Photometric Lab
1121 Highway 74 South
Peachtree City, GA 30269



LM-79-2019: Approved Method: Electrical and Photometric Measurements of Solid-State Lighting Products

Report Prepared for

Cooper Lighting Solutions

Streetworks

Report Number: SP1-2407-176-10

Test Date: 09/25/2024

Luminaire Tested: MEM2-HTN-VA-130-750-U-RW

Data in this report applies to families of products including MEM2-HTN-VA-130-750-U-RW

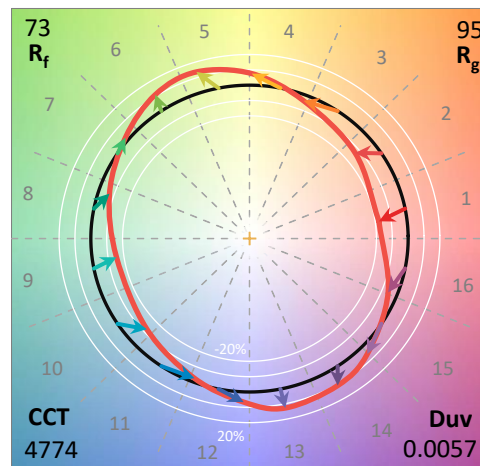
Test Information

Test Method: LM-79-2019
 Report Number: SP1-2407-176-10
 Test Lab: COOPER LIGHTING SOLUTIONS
 Photometer: SP1 - 76IN SPHERE
 Measurement Geometry: 4π
 Issue Date: 09/27/2024
 Manufacturer: COOPER LIGHTING SOLUTIONS
 Product Line: Streetworks
 Catalog Number: **MEM2-HTN-VA-130-750-U-RW**
 Description: EPIC MODERN VISUAL COMFORT 130W WAVESTREAM RECTANGULAR WIDE

Spectral Parameters

CCT (K): 4774
 CIE u': 0.2100
 CIE v': 0.4945
 Duv: 0.0057
 CIE x: 0.3535
 CIE y: 0.3699
 CIE z: 0.2766
 Peak Wavelength (nm): 444
 Dominant Wavelength (nm): 571
 Purity: 17.0787
 R_f: 73.1
 R_g: 94.9

CRI (Ra):	70.8		
R1:	67.0	R9:	-40.0
R2:	75.4	R10:	43.4
R3:	83.5	R11:	69.3
R4:	71.8	R12:	45.5
R5:	68.4	R13:	67.9
R6:	67.5	R14:	90.8
R7:	80.0	R15:	58.2
R8:	53.1		



Test Conditions

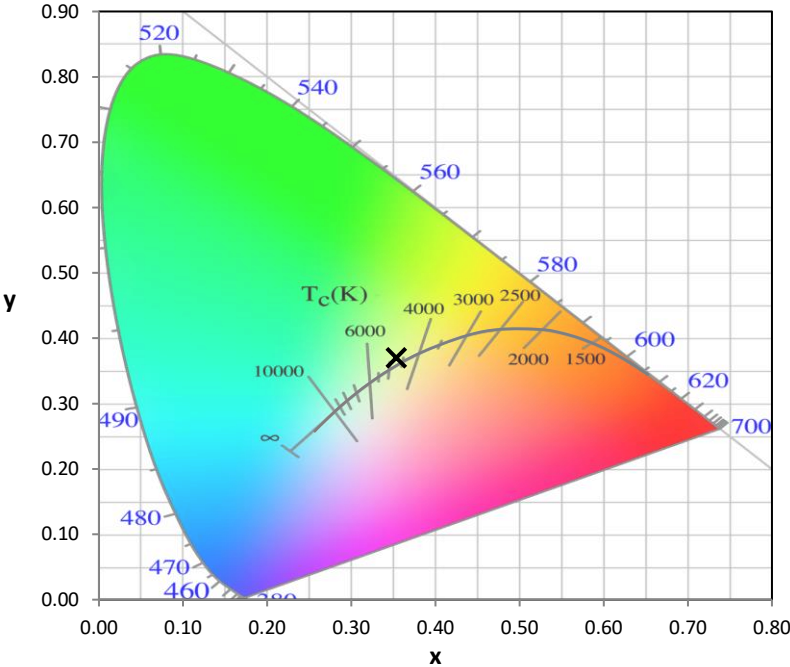
Stabilization Time: 37M
 Operation Time: 1H 37M
 Sphere Temperature (°C): 25.2

REPORT NUMBER: SP1-2407-176-10

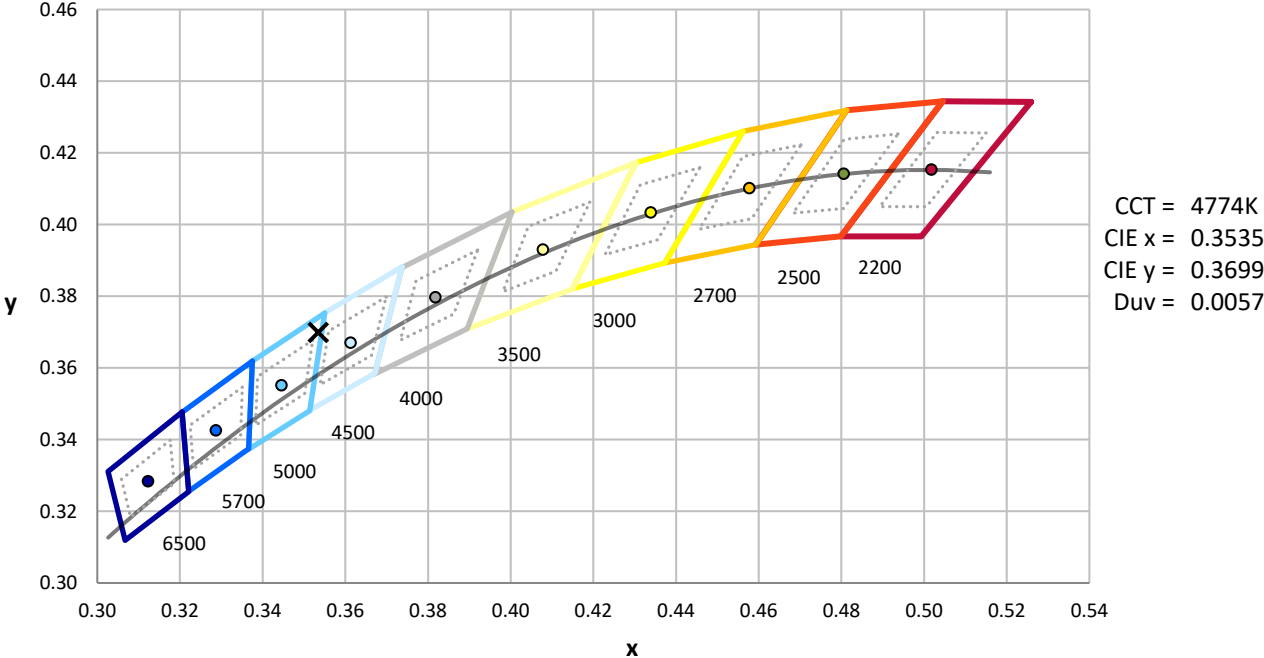
Measurement and Test Equipment			
Instrument	Identification Number	Calibration Date	Calibration Due Date
Photometer	IN0058	6/18/2024	12/18/2024
Power Meter	INXT2011004	2/8/2024	2/8/2025
AC Power Source	IN0063	10/24/2023	10/24/2024
DC Power Source	IN0208	10/24/2023	10/24/2024
Sphere Thermometer	IN0085	10/24/2023	10/24/2024
Room Thermometer	IN0046	10/24/2023	10/24/2024

REPORT NUMBER: SP1-2407-176-10

CIE 1931 Chromaticity Diagram



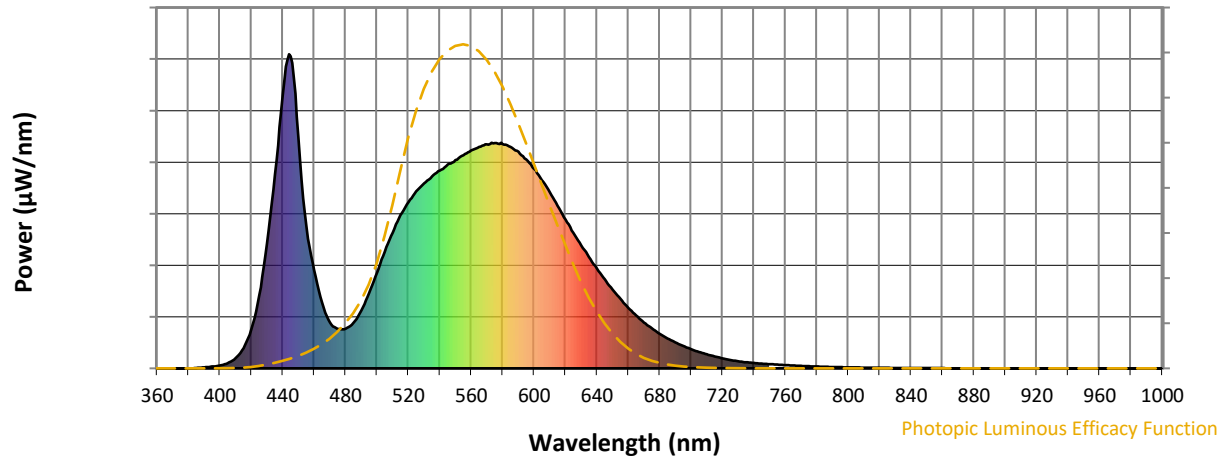
CIE 1931 Chromaticity Diagram with 2017 ANSI 7-Step and 4-Step Quadrangles



Point lies inside the ANSI 5000K 7-step quadrangle

REPORT NUMBER: SP1-2407-176-10

Photopic Flux vs. Wavelength

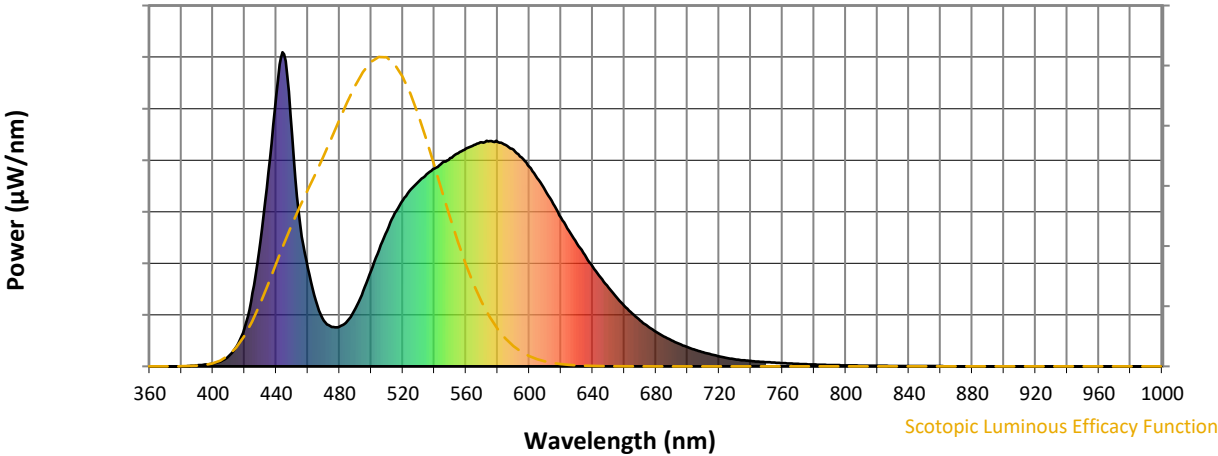


Photopic Lumens: NR

λ (nm)	Power W [^] /nm	Lumens (φ/nm)	λ (nm)	Power W [^] /nm	Lumens (φ/nm)	λ (nm)	Power W [^] /nm	Lumens (φ/nm)	λ (nm)	Power W [^] /nm	Lumens (φ/nm)	λ (nm)	Power W [^] /nm	Lumens (φ/nm)
360	0	NR	490	184	NR	620	474	NR	750	13	NR	880	0	NR
365	0	NR	495	239	NR	625	432	NR	755	12	NR	885	0	NR
370	0	NR	500	305	NR	630	392	NR	760	10	NR	890	0	NR
375	0	NR	505	371	NR	635	354	NR	765	9	NR	895	0	NR
380	0	NR	510	432	NR	640	318	NR	770	8	NR	900	0	NR
385	1	NR	515	488	NR	645	283	NR	775	7	NR	905	0	NR
390	3	NR	520	529	NR	650	251	NR	780	6	NR	910	0	NR
395	6	NR	525	563	NR	655	221	NR	785	5	NR	915	0	NR
400	9	NR	530	589	NR	660	193	NR	790	4	NR	920	0	NR
405	16	NR	535	611	NR	665	169	NR	795	4	NR	925	0	NR
410	33	NR	540	629	NR	670	146	NR	800	3	NR	930	0	NR
415	64	NR	545	649	NR	675	127	NR	805	3	NR	935	0	NR
420	124	NR	550	663	NR	680	110	NR	810	2	NR	940	0	NR
425	233	NR	555	678	NR	685	95	NR	815	2	NR	945	0	NR
430	397	NR	560	693	NR	690	83	NR	820	2	NR	950	0	NR
435	617	NR	565	705	NR	695	71	NR	825	2	NR	955	0	NR
440	868	NR	570	713	NR	700	61	NR	830	1	NR	960	0	NR
445	994	NR	575	717	NR	705	52	NR	835	1	NR	965	0	NR
450	736	NR	580	715	NR	710	45	NR	840	1	NR	970	0	NR
455	454	NR	585	705	NR	715	38	NR	845	1	NR	975	0	NR
460	314	NR	590	689	NR	720	32	NR	850	1	NR	980	0	NR
465	210	NR	595	665	NR	725	27	NR	855	1	NR	985	0	NR
470	146	NR	600	635	NR	730	23	NR	860	1	NR	990	0	NR
475	126	NR	605	599	NR	735	19	NR	865	0	NR	995	0	NR
480	126	NR	610	561	NR	740	17	NR	870	0	NR	1000	0	NR
485	144	NR	615	517	NR	745	15	NR	875	0	NR			

REPORT NUMBER: SP1-2407-176-10

Scotopic Flux vs. Wavelength



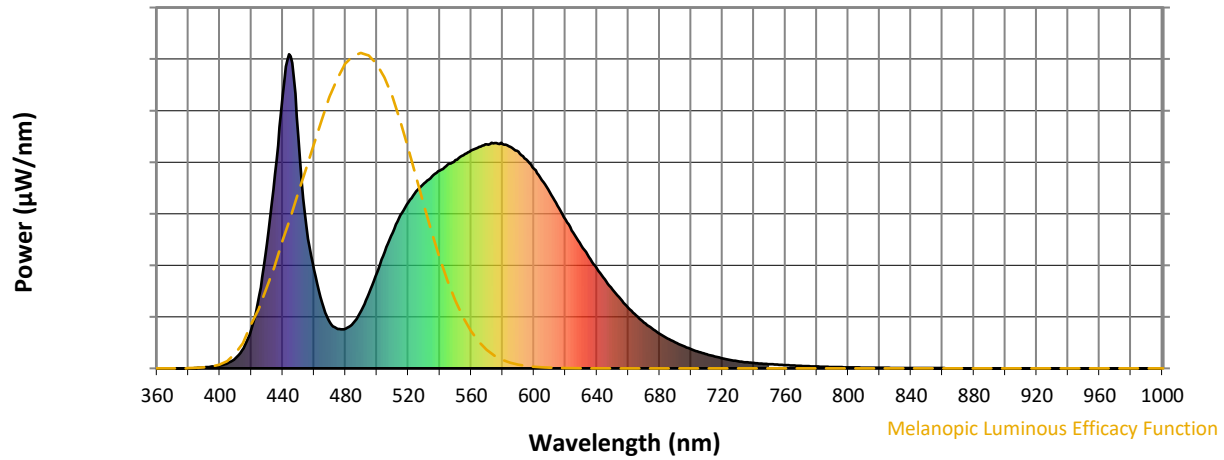
Scotopic Lumens: NR

S/P: 1.71

λ (nm)	Power W [^] /nm	Lumens (φ/nm)	λ (nm)	Power W [^] /nm	Lumens (φ/nm)	λ (nm)	Power W [^] /nm	Lumens (φ/nm)	λ (nm)	Power W [^] /nm	Lumens (φ/nm)	λ (nm)	Power W [^] /nm	Lumens (φ/nm)
360	0	NR	490	184	NR	620	474	NR	750	13	NR	880	0	NR
365	0	NR	495	239	NR	625	432	NR	755	12	NR	885	0	NR
370	0	NR	500	305	NR	630	392	NR	760	10	NR	890	0	NR
375	0	NR	505	371	NR	635	354	NR	765	9	NR	895	0	NR
380	0	NR	510	432	NR	640	318	NR	770	8	NR	900	0	NR
385	1	NR	515	488	NR	645	283	NR	775	7	NR	905	0	NR
390	3	NR	520	529	NR	650	251	NR	780	6	NR	910	0	NR
395	6	NR	525	563	NR	655	221	NR	785	5	NR	915	0	NR
400	9	NR	530	589	NR	660	193	NR	790	4	NR	920	0	NR
405	16	NR	535	611	NR	665	169	NR	795	4	NR	925	0	NR
410	33	NR	540	629	NR	670	146	NR	800	3	NR	930	0	NR
415	64	NR	545	649	NR	675	127	NR	805	3	NR	935	0	NR
420	124	NR	550	663	NR	680	110	NR	810	2	NR	940	0	NR
425	233	NR	555	678	NR	685	95	NR	815	2	NR	945	0	NR
430	397	NR	560	693	NR	690	83	NR	820	2	NR	950	0	NR
435	617	NR	565	705	NR	695	71	NR	825	2	NR	955	0	NR
440	868	NR	570	713	NR	700	61	NR	830	1	NR	960	0	NR
445	994	NR	575	717	NR	705	52	NR	835	1	NR	965	0	NR
450	736	NR	580	715	NR	710	45	NR	840	1	NR	970	0	NR
455	454	NR	585	705	NR	715	38	NR	845	1	NR	975	0	NR
460	314	NR	590	689	NR	720	32	NR	850	1	NR	980	0	NR
465	210	NR	595	665	NR	725	27	NR	855	1	NR	985	0	NR
470	146	NR	600	635	NR	730	23	NR	860	1	NR	990	0	NR
475	126	NR	605	599	NR	735	19	NR	865	0	NR	995	0	NR
480	126	NR	610	561	NR	740	17	NR	870	0	NR	1000	0	NR
485	144	NR	615	517	NR	745	15	NR	875	0	NR			

REPORT NUMBER: SP1-2407-176-10

Melanopic Flux vs. Wavelength



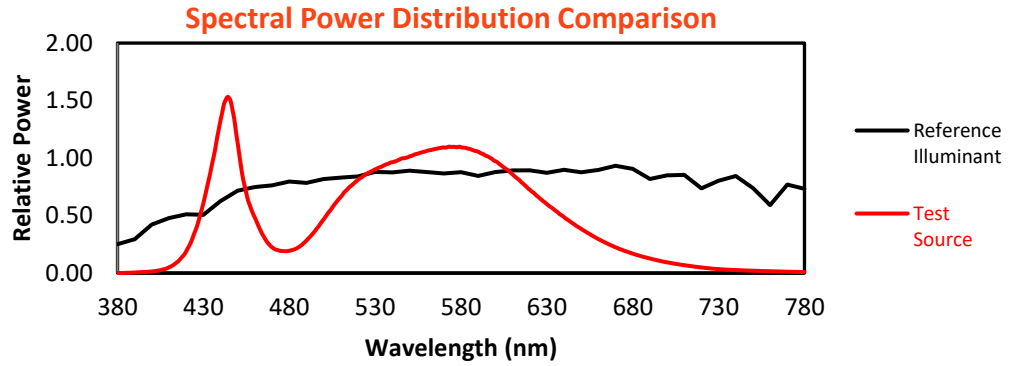
Melanopic Lumens: NR

M/P: 3.39

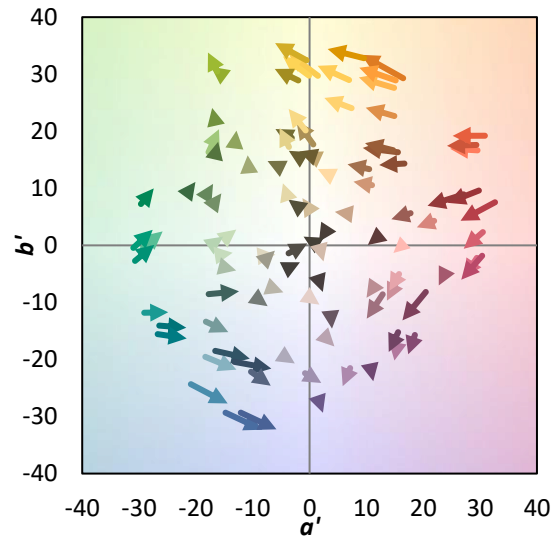
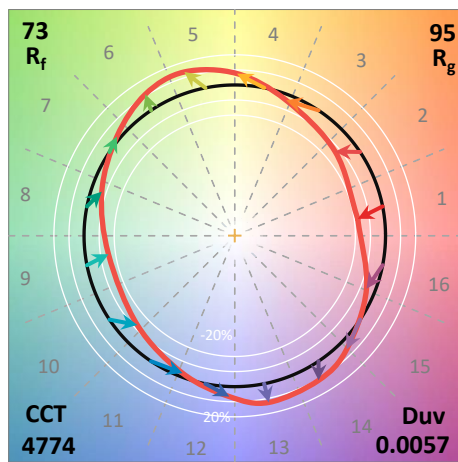
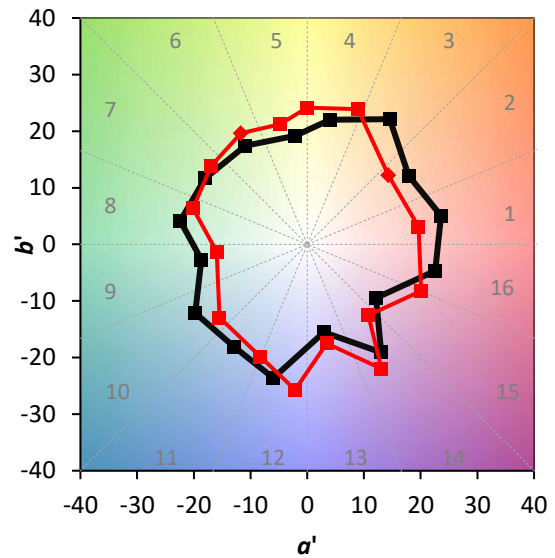
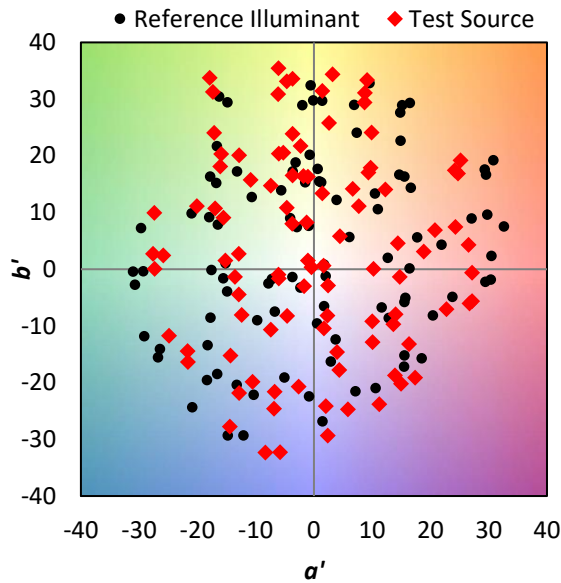
λ (nm)	Power W [^] /nm	Lumens (φ/nm)	λ (nm)	Power W [^] /nm	Lumens (φ/nm)	λ (nm)	Power W [^] /nm	Lumens (φ/nm)	λ (nm)	Power W [^] /nm	Lumens (φ/nm)	λ (nm)	Power W [^] /nm	Lumens (φ/nm)
360	0	NR	490	184	NR	620	474	NR	750	13	NR	880	0	NR
365	0	NR	495	239	NR	625	432	NR	755	12	NR	885	0	NR
370	0	NR	500	305	NR	630	392	NR	760	10	NR	890	0	NR
375	0	NR	505	371	NR	635	354	NR	765	9	NR	895	0	NR
380	0	NR	510	432	NR	640	318	NR	770	8	NR	900	0	NR
385	1	NR	515	488	NR	645	283	NR	775	7	NR	905	0	NR
390	3	NR	520	529	NR	650	251	NR	780	6	NR	910	0	NR
395	6	NR	525	563	NR	655	221	NR	785	5	NR	915	0	NR
400	9	NR	530	589	NR	660	193	NR	790	4	NR	920	0	NR
405	16	NR	535	611	NR	665	169	NR	795	4	NR	925	0	NR
410	33	NR	540	629	NR	670	146	NR	800	3	NR	930	0	NR
415	64	NR	545	649	NR	675	127	NR	805	3	NR	935	0	NR
420	124	NR	550	663	NR	680	110	NR	810	2	NR	940	0	NR
425	233	NR	555	678	NR	685	95	NR	815	2	NR	945	0	NR
430	397	NR	560	693	NR	690	83	NR	820	2	NR	950	0	NR
435	617	NR	565	705	NR	695	71	NR	825	2	NR	955	0	NR
440	868	NR	570	713	NR	700	61	NR	830	1	NR	960	0	NR
445	994	NR	575	717	NR	705	52	NR	835	1	NR	965	0	NR
450	736	NR	580	715	NR	710	45	NR	840	1	NR	970	0	NR
455	454	NR	585	705	NR	715	38	NR	845	1	NR	975	0	NR
460	314	NR	590	689	NR	720	32	NR	850	1	NR	980	0	NR
465	210	NR	595	665	NR	725	27	NR	855	1	NR	985	0	NR
470	146	NR	600	635	NR	730	23	NR	860	1	NR	990	0	NR
475	126	NR	605	599	NR	735	19	NR	865	0	NR	995	0	NR
480	126	NR	610	561	NR	740	17	NR	870	0	NR	1000	0	NR
485	144	NR	615	517	NR	745	15	NR	875	0	NR			

Summary

$R_f = 73.1$
 $R_g = 94.9$
 $CIE R_a = 70.8$
 $R_9 = -40.0$

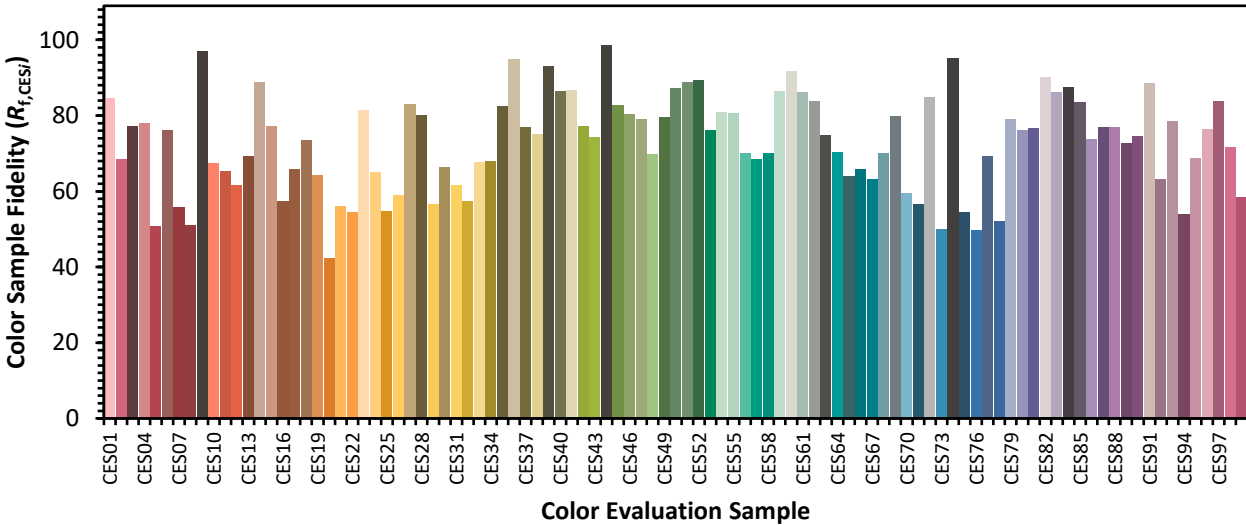


Color Vector Graphics

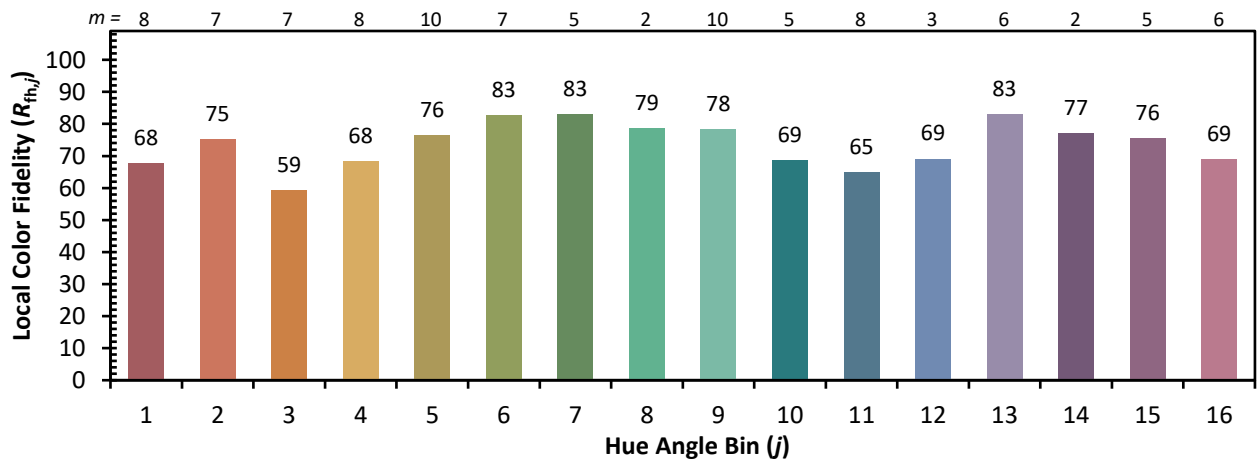
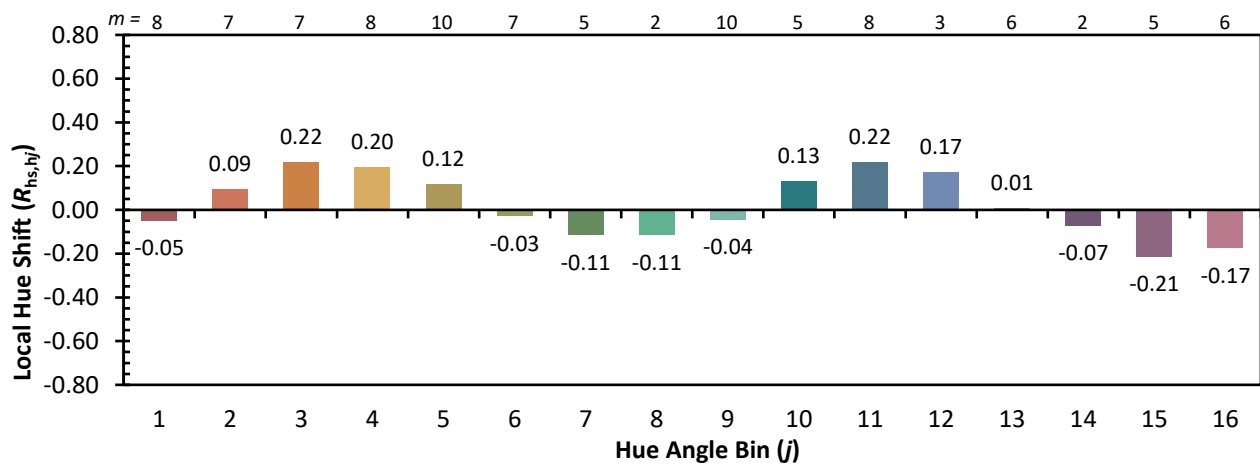
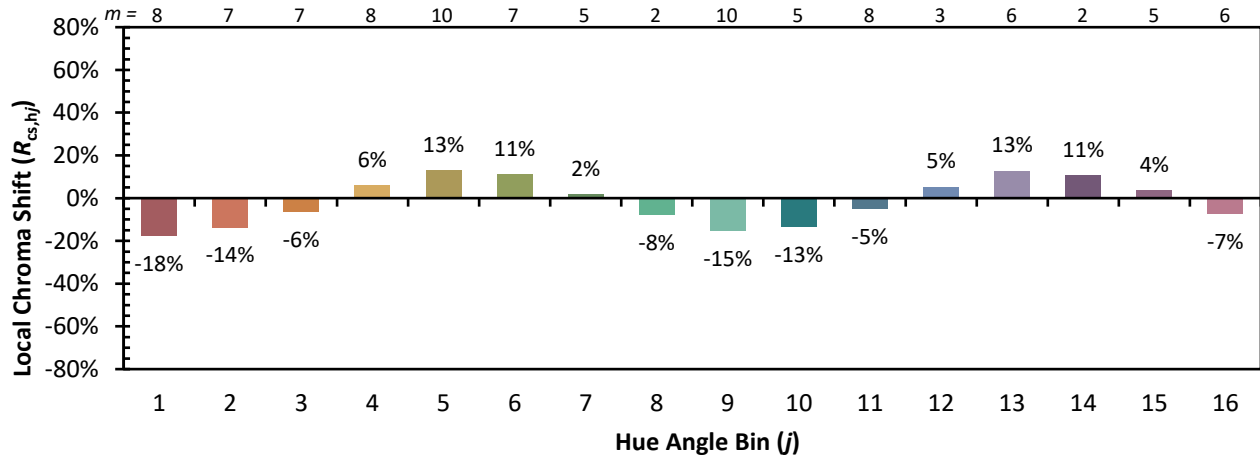


Individual Sample Fidelity Index ($R_{f,i}$)

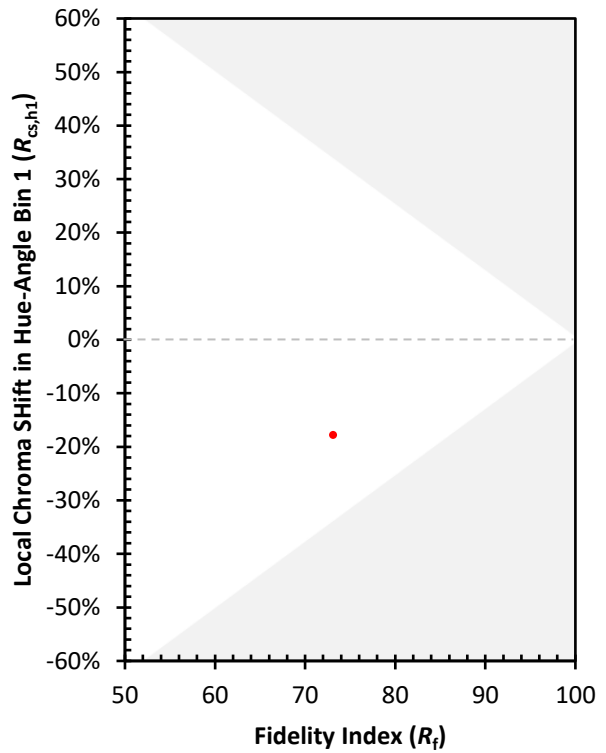
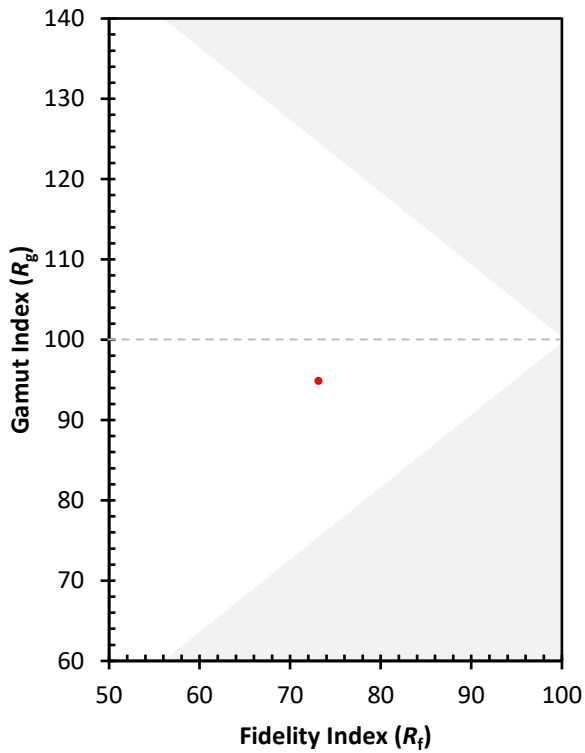
CES01 = 85	CES26 = 59	CES51 = 89	CES76 = 50
CES02 = 59	CES27 = 83	CES52 = 89	CES77 = 69
CES03 = 30	CES28 = 80	CES53 = 76	CES78 = 52
CES04 = 69	CES29 = 57	CES54 = 81	CES79 = 79
CES05 = 46	CES30 = 66	CES55 = 81	CES80 = 76
CES06 = 50	CES31 = 62	CES56 = 70	CES81 = 77
CES07 = 39	CES32 = 57	CES57 = 69	CES82 = 90
CES08 = 38	CES33 = 68	CES58 = 70	CES83 = 86
CES09 = 29	CES34 = 68	CES59 = 86	CES84 = 88
CES10 = 73	CES35 = 83	CES60 = 92	CES85 = 84
CES11 = 56	CES36 = 95	CES61 = 86	CES86 = 74
CES12 = 61	CES37 = 77	CES62 = 84	CES87 = 77
CES13 = 41	CES38 = 75	CES63 = 75	CES88 = 77
CES14 = 74	CES39 = 93	CES64 = 70	CES89 = 73
CES15 = 70	CES40 = 86	CES65 = 64	CES90 = 75
CES16 = 46	CES41 = 87	CES66 = 66	CES91 = 89
CES17 = 49	CES42 = 77	CES67 = 63	CES92 = 63
CES18 = 55	CES43 = 74	CES68 = 70	CES93 = 78
CES19 = 71	CES44 = 99	CES69 = 80	CES94 = 54
CES20 = 64	CES45 = 83	CES70 = 60	CES95 = 69
CES21 = 85	CES46 = 80	CES71 = 57	CES96 = 76
CES22 = 77	CES47 = 79	CES72 = 85	CES97 = 84
CES23 = 91	CES48 = 70	CES73 = 50	CES98 = 72
CES24 = 90	CES49 = 80	CES74 = 95	CES99 = 58
CES25 = 71	CES50 = 87	CES75 = 55	



Color Rendition by Hue-Angle Bin



Measure Comparisons



(END OF REPORT)